

Approaches to Health Unit Accountability using Technology

alPHa Annual Conference, June 13, 2011

Dr. Jessica Hopkins

Associate Medical Officer of Health
Niagara Region Public Health

Overview

- Internal accountability
 - Environmental Health Quality Assurance
- External accountability
 - Health Story of Niagara

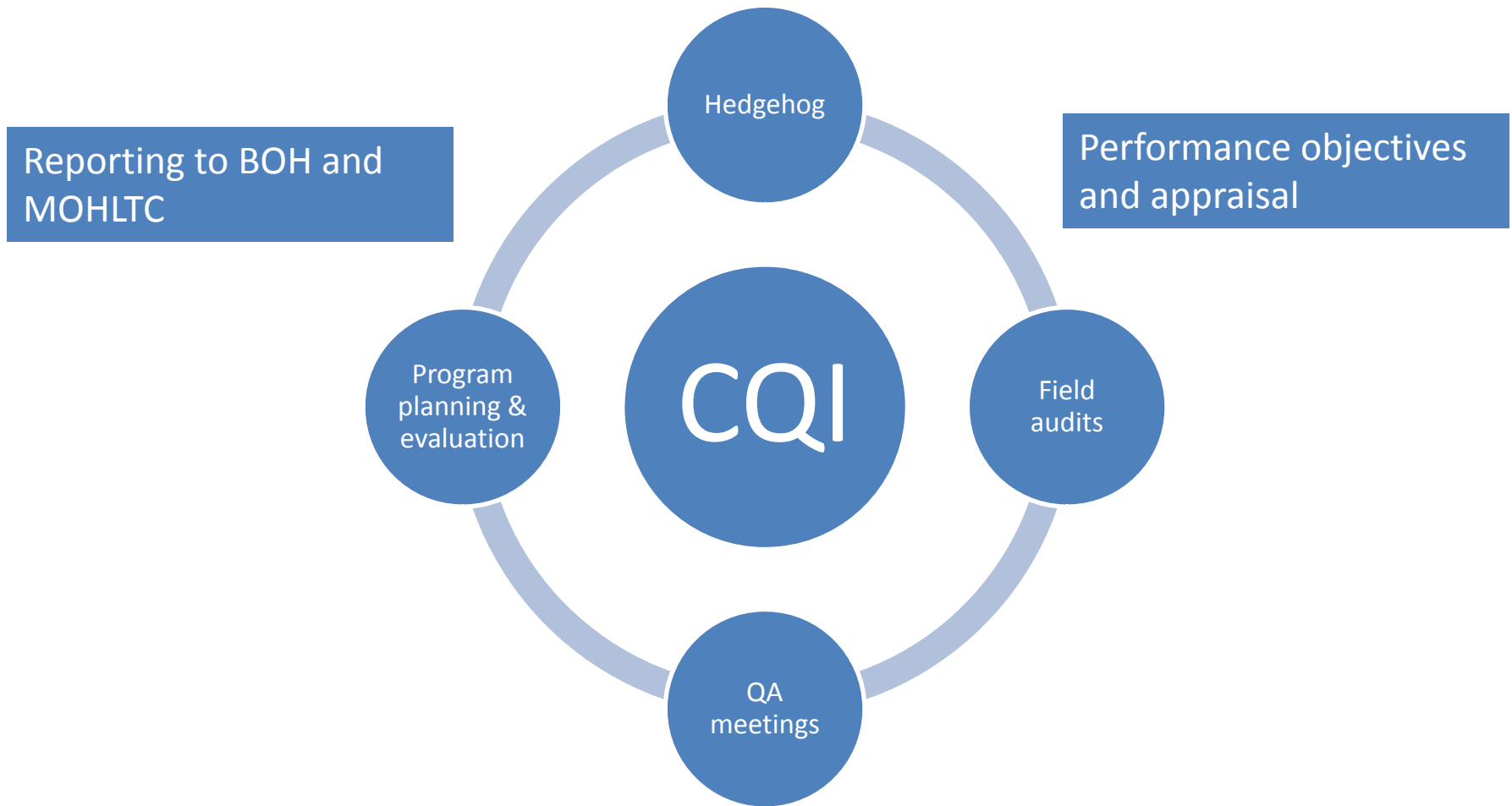


EH Quality Assurance: Goals

- Consistency
- Accountability
- Continuous quality improvement



EH Quality Assurance: Program





EH Quality Assurance: Results

- Increased consistency of inspections/investigations (all programs)
- 100% inspection rates for food safety, migrant housing, and PSS
- More effective time management has allowed staff to more effectively follow-up on non-compliance/deficiencies
- Staff time consistently accounted for



Health Story of Niagara

- Tells the story of those who live, work, and play in Niagara
- Features a collection of health information and data
- This information and data can be used by stakeholders for planning of programs and services to achieve a healthier Niagara



Health Story of Niagara



The Health Story of Niagara tells the story of those who live, work, and play in Niagara. The story features a collection of health information and data.

Through this collection, Niagara municipalities and community stakeholders can apply the data and analysis to planning for their programs and services to achieve a healthier Niagara.

Themes & Topic Areas

- [Determinants of Health](#)
- [Early Years/Children](#)
- [Sexual Health](#)
- [Mental Health](#)
- [Chronic Disease/Healthy Behaviours](#)
- [Injuries](#)
- [Infectious Diseases](#)
- [Environmental Health](#)

Data by Municipality

- [Fort Erie](#)
- [Grimsby](#)
- [Lincoln](#)
- [Niagara Falls](#)
- [Niagara-on-the-Lake](#)
- [Pelham](#)
- [Port Colborne](#)
- [St. Catharines](#)
- [Thorold](#)
- [Wainfleet](#)
- [Welland](#)
- [West Lincoln](#)

Updates to the Health Story of Niagara

The data presented is updated as new information becomes available. The following table shows the data sources used in the Health Story of Niagara and an approximate timeline when the data is updated.

Sign-up For Updates

Your Name

Your Email Address

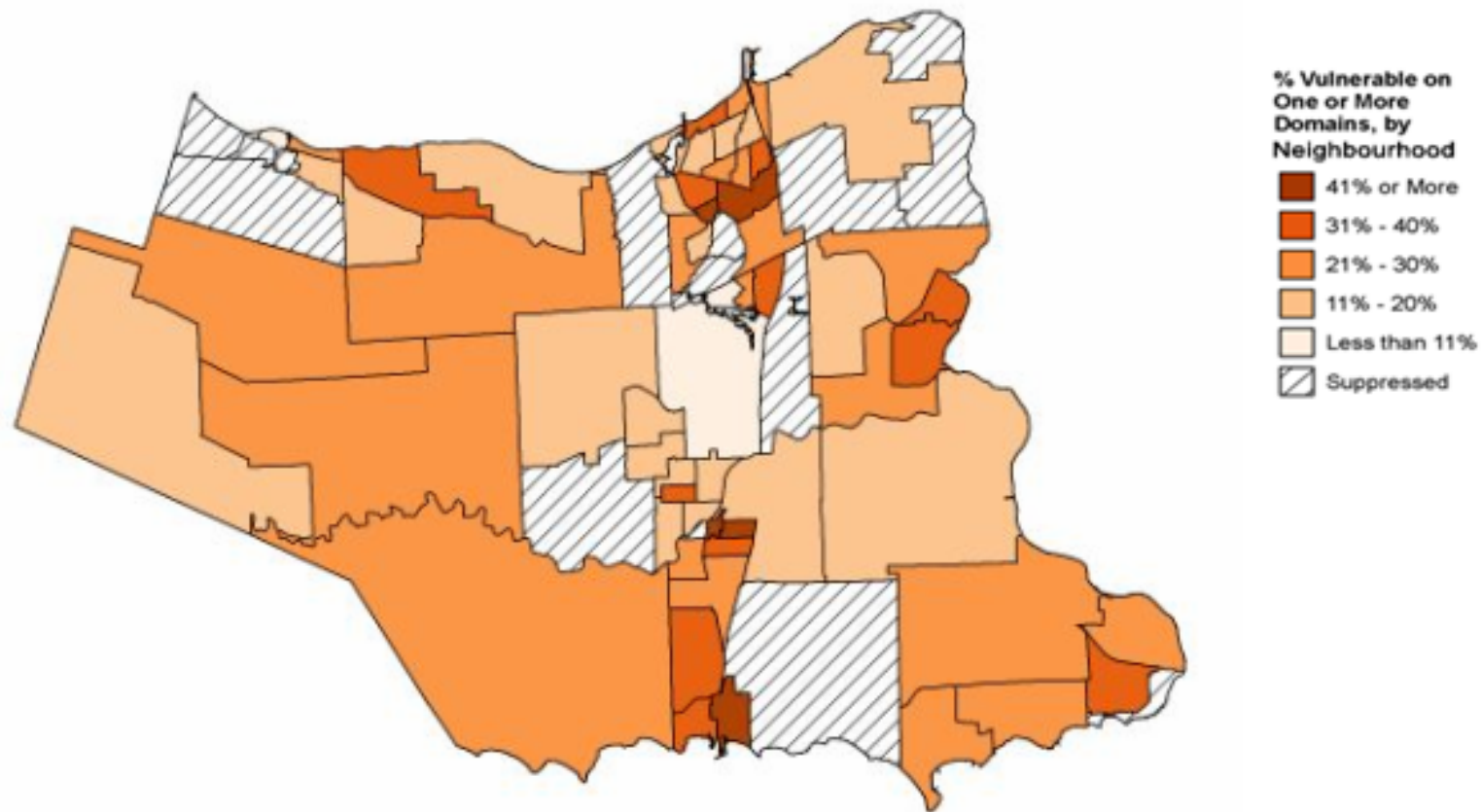
Sign-up





Children not Developmentally Ready in 2005 - One Domain

Percentage of Children Not Developmentally Ready on One Early Development Instrument (EDI) Domain by Neighbourhood (2005)



Niagara Falls' Health Story

Niagara Falls home to 82,184 residents, is located along the Niagara River and spans an area of 209.58 km².

- [Profile of Niagara Falls](#)
- [Priority Populations](#)
- [Leading Cause of Death](#)
- [Leading Cause of Hospitalization](#)
- [Prenatal and Reproductive Summary](#)

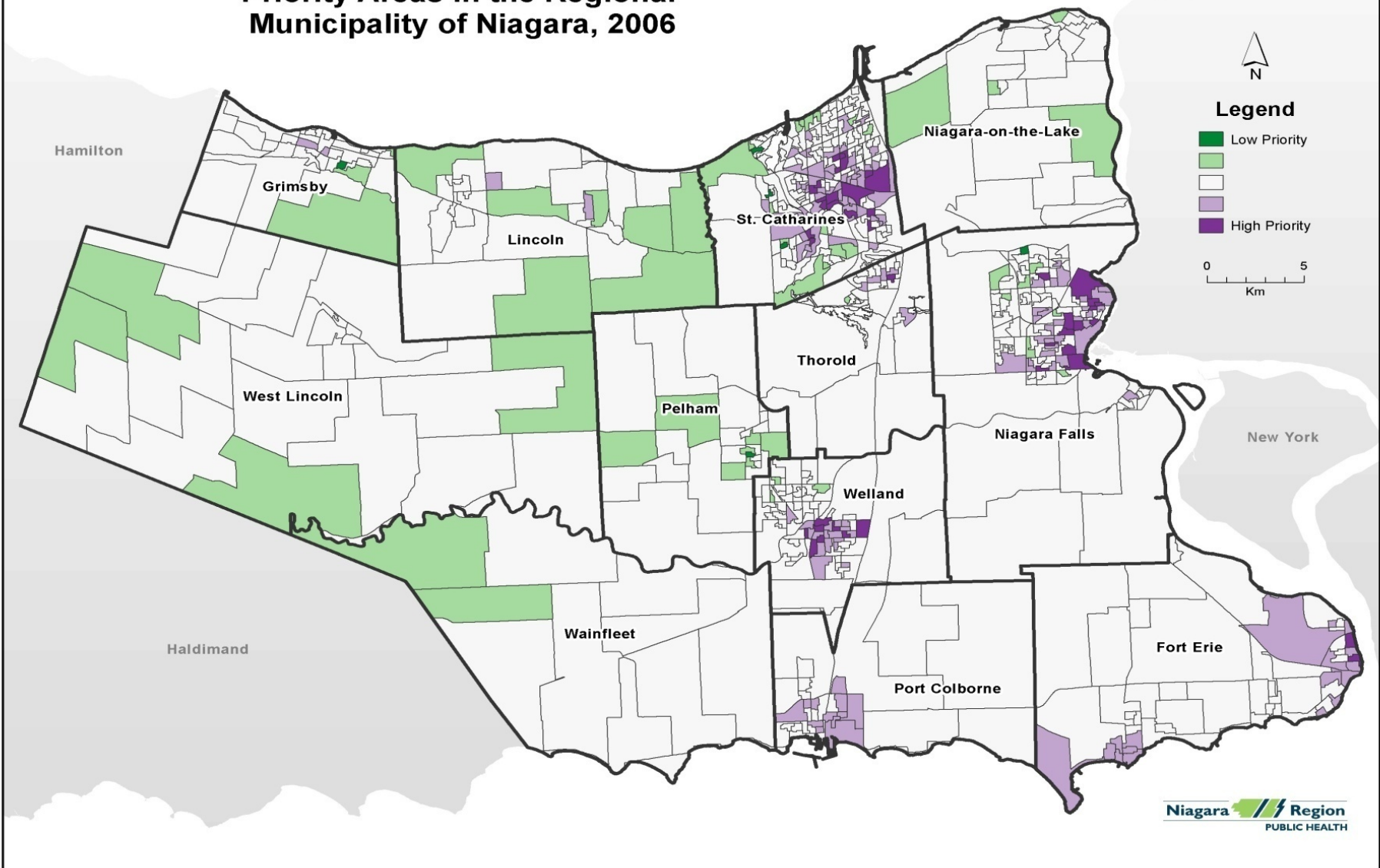


Profile of Niagara Falls

Community profile of Niagara Falls

	Niagara Falls	Niagara region	Ontario
Population density per square kilometre	392.1	230.5	13.4
Population of 2001	78,815	410,574	11,410,046
Population of 2006	82,184	427,421	12,160,282
Population change	4.3%	4.1%	6.6%
Total private dwellings	33,871	179,903	4,972,869
Private dwellings occupied by usual residents	32,482	169,425	4,554,251
Land area (square km)	209.6	1,854.2	907,573.8
People ages 25-64 who have not completed high school	15.0%	14.0%	13.6%
Lone female parent	25.5%	21.9%	20.0%
Lone male parent	6.4%	5.4%	4.5%
Knowledge of neither English nor French	1.0%	0.6%	2.2%

Priority Areas in the Regional Municipality of Niagara, 2006





HSON: Current Uses

- Internal
 - Reports to BOH
 - Program planning and evaluation
- External
 - Grant applications
 - Program funding
 - Media calls
 - Inquiries from the public

For Further Information

- EH Quality Assurance

David Carey, Manager Environmental Health

david.carey@niagararegion.ca

- Health Story of Niagara

James Macintosh, Epidemiologist

james.macintosh@niagararegion.ca

<http://www.niagararegion.ca/news/publications/hs/default.aspx>